


Shop Copy - Do Not Remove



ADVENTURES

Catalog 2
1989

© A5 GRAPHICS / ILLUSTRATOR J. McMULLEN



A5 Adventures offers innovation and value to the climbing community. Our origins began in filling the empty niche of quality wall-climbing products; most notably, the big wall hammer (a needed product long neglected by the climbing industry). Since then, we have been proving that good quality, good value, and good products designed by the climber for the climber is a successful formula, and our growing facilities and capabilities will ensure the continuation of this formula. Present facilities include a large prototype/manufacturing warehouse (1800 ft²), a computerized business system, a large inventory of products to ensure speedy delivery, and most importantly, an efficient A5 team. The A5 team consists of Jim Gaun and John Middendorf (ordering/shipping), Barry Ward (sewing), John McMullen (outrageous graphics and softwear design). Combined, our climbing experience exceeds 50 years.

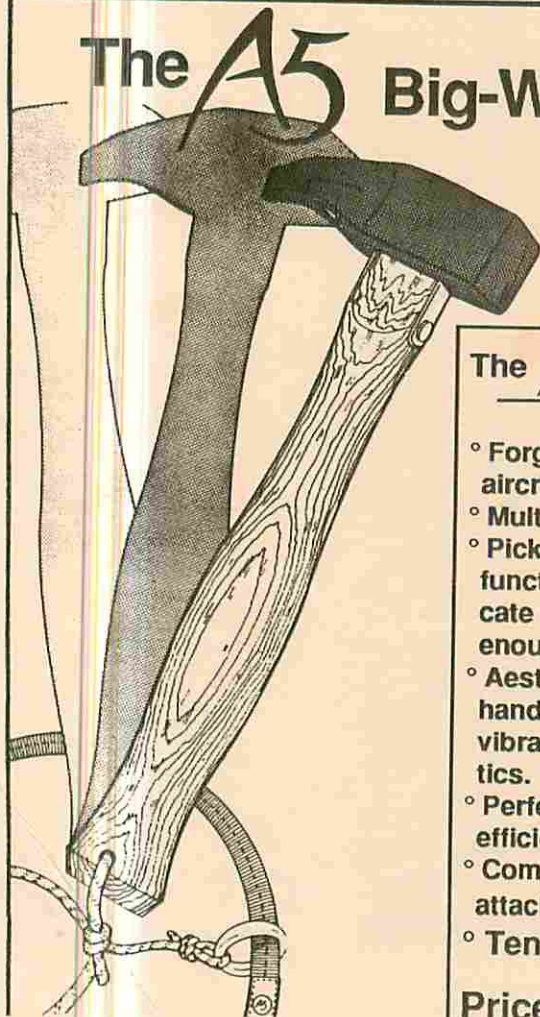
We'd like your business; call or send your order for fast delivery of what you need for adventure!

Phoneorders: (602) 779-2088.



Flagstaff, Az.

The A5 Big-Wall Hammer



The A5 Big Wall Hammer

- Forged 19-ounce chrome-moly aircraft steel head.
- Multiple use vertical carabiner hole.
- Pick designed for optimal big-wall function: pointed enough for intricate copperheading, yet blunt enough for piton cleaning.
- Aesthetic and durable hickory handle for quality feel, and excellent vibration and damping characteristics. Coated grip.
- Perfect balance and weight for efficient all-day swinging.
- Comes with shoulder-sling and attached lanyard.
- Ten-Wall Guarantee.

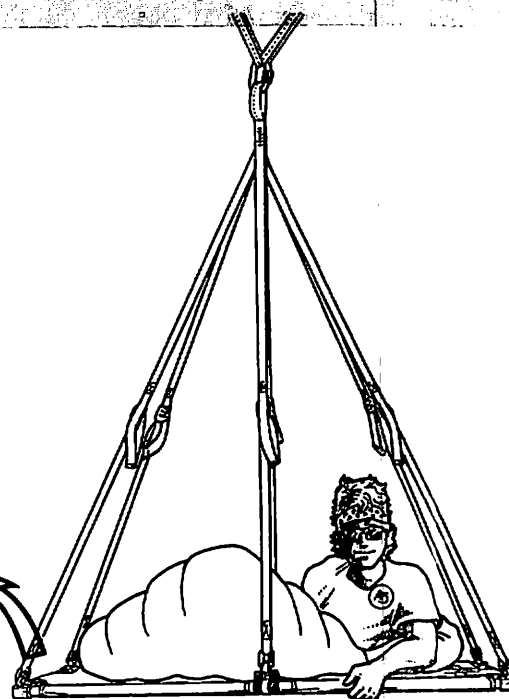
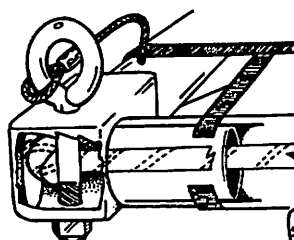
Price: \$75.00

A5 is proud to introduce our new FX line of softwear. Here at A5 we strive to create products that are innovative and above all functional climbing tools. A constant turnover of prototypes in the field ensure tested quality. Our softwear line is designed to be an integral part of your climbing system. Guaranteed!

A5TM Portaledges

A5 Manufactures the Finest in Big-Wall Portaledges. New Aluminum Block Corners and Fold-Over Bed Tensioner System Make for the Most Durable, Easiest Set-Up Ledge Available.

- Strong and Lightweight 1 1/8" OD 6061-T6 Aluminum Tubing Frame.
- Exact-Tolerance Milled 6061-T6 Aluminum Corners.
- Adjustable Tension 420 D Packcloth Bed with Reinforced Scuffguards.
- Adjustable and Removable 6-Point Suspension System.
- Heavy-Duty 200 D Oxford Storm Fly with Scuffguards and Drawstring Closure.
- Offset, Dual Sharkfin Center Supports on the Doublewide (8-Point Suspension).
- Made to Last a Lifetime of Big-Walls.



Single Ledge

With fly.

Size: 27" x 81".

Weight: 9.5 lbs. (with fly: 12 lbs.)

Price: \$295.

Wall Condo

Ledge w/ hammock & extra length fly.

Size: 27" x 81".

Weight: 10.5 lbs. (with fly: 13 lbs.)

Price: \$345.

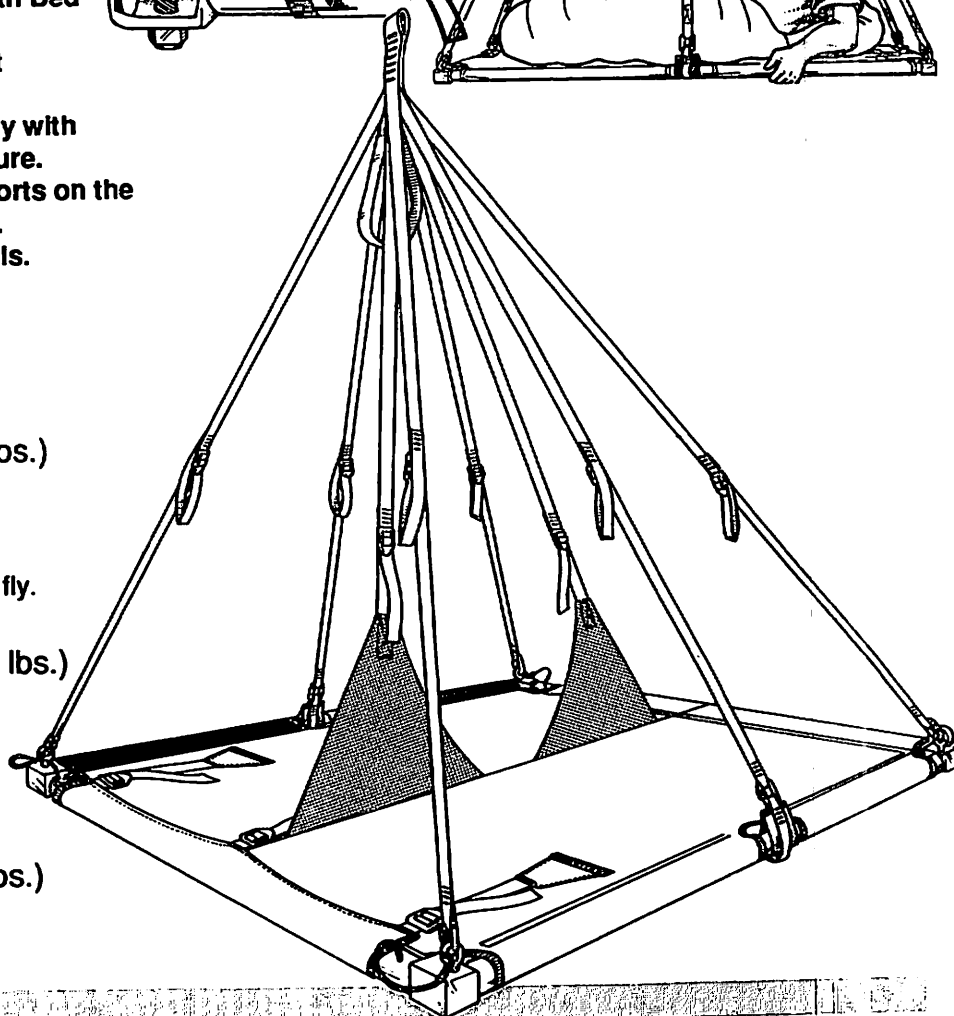
Double Ledge

With fly.

Size: 42" x 72".

Weight: 11 lbs. (with fly: 14 lbs.)

Price: \$375.



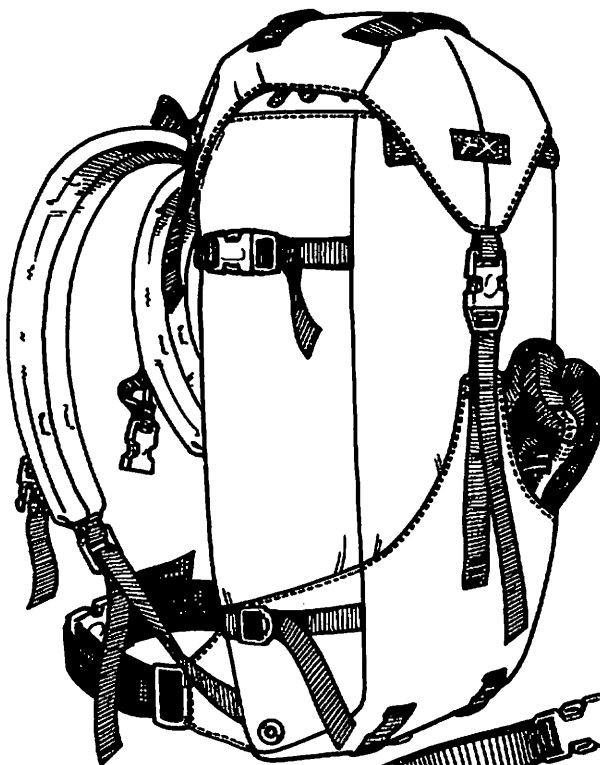
A5 FX Pack

A5's all around cragging, alpineering, and ski pack. The FX pack has a 1800 cu. in. tapered body, 9" wide at the bottom, 11" wide at the top. The lid and double bottom are tough 1000D Cordura, and the body is 420D Packcloth. The FX pack is a classic design featuring: fully taped seams, large FX slot pocket on the outside, 1/2" foam padded shoulder straps (with sternum strap), and 1/2" web adjustable waist belt. Dual compression / ski attachment straps. Adjustable height contoured lid with zip pocket. Extendable snow skirt with drawstring closure. Weight: 1.5 lbs. Two colors:

Silver with Turquoise body.

Black with Lime Green body.

Price: \$75.00



A5 Buddy Bag


A great little waist pack with a narrow profile that rides unobtrusively on the hip. The expandable pleated pouch features an internal divider and zips closed. The waist belt is fully adjustable with a Fastex buckle. The two biner clip-in loops are great for toting shoes and chalkbag to and from the crags. At the crags, and around town, the FX Buddy Bag is a functional classic. Wild A5 colors.

Price: \$18.00

A5 Lazer Bag

Micro version of the proven Buddy Bag. Passport size: holds a set of keys and a wallet.


Price: \$18.00

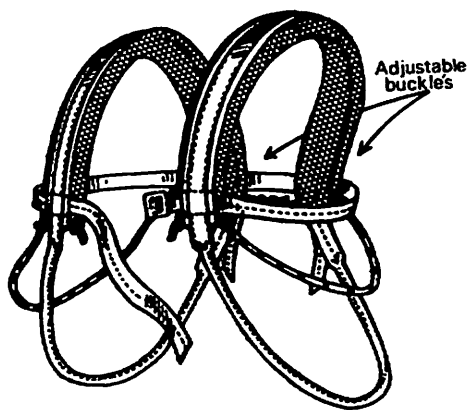


A5 Rope Bucket

The A5 rope bucket is a rock climbing tool. The 420D nylon packcloth construction protects your rope from dirt and UV rays when not in use. When on the rock, the rope bucket is hangs from a 2-point suspension. Unzip and the expandable bellow folds open to form a bucket. No need to coil, just stack two 9mm ropes or one 11mm rope for easy feed and an organized belay. Zip closed and the suspension doubles as a shoulder sling on the descent. Drawstring closure. Wild A5 colors.

Price: \$23.50





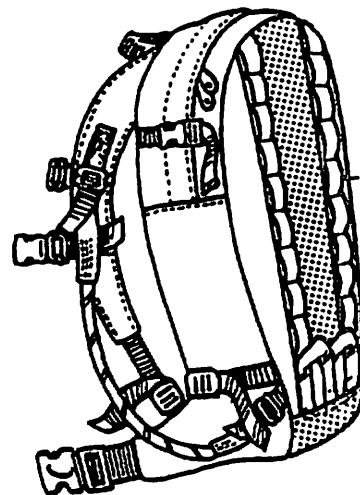
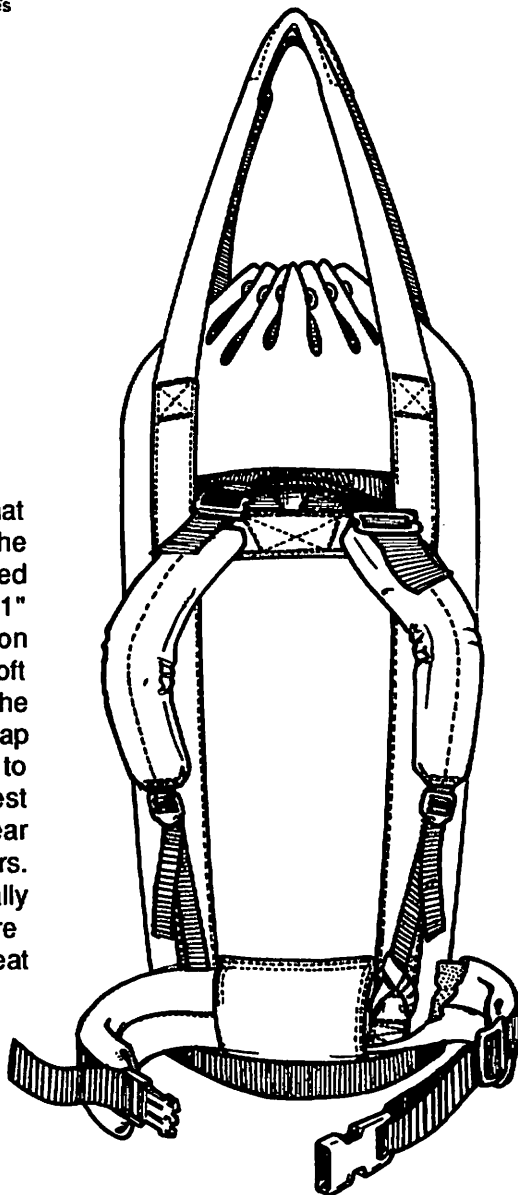
A5 Adjustable Big-Wall Double Gear Sling

Our Big-wall racking sling shows that experience and design create the best equipment. The wide padded gear slings are constructed of 1" webbing with adjustable buckles on both sides; 1/2" foam covered by soft bunting and lock-mesh forms the padding. An adjustable 1" web strap chest strap secures the harness to your torso creating a good chest harness. The 4mm secondary gear sling is great for all your extra biners. The slings can be used individually when the chest strap and perlon are removed. If you're looking for a great gear sling we have it!

One size, assorted colors.

Weight: 28 oz.

Price: \$30.00



A5 Assault Pack

We've designed the assault pack around the alpine climber. The pack is designed with a very low profile and anatomical shape. Made to be worn while climbing, the pack has adjustable and removable racking slings on both sides. Three SR1 buckles on the sides and top act as compression straps and convenient clip-on straps for ropes or gear. This is a great ice climbing pack! The pack has a full-length ballistic crampon patch (and bottom) with two 1" daisies sewn to both sides. Two ice axe loops sewn into the bottom.

Volume: 1000 cu. in.

Weight: 18 oz.

Price: \$80.00

A5 Stuff bags

Essential for big-wall organization. With clip-in loop and 36" tie-in string inside. Drawstring closure. Made of 8 oz. pack cloth. Colors: random.

Small: \$3.00

Med.: \$4.00

Large: \$5.00

Wild A5 Colors:

Red

Black

Purple

Fuschia

Turquoise

Lime Green

Electric Blue

A5 Skyscraper Haulbag


The A5 Skyscraper: constructed of 1050 nylon Ballistics with fully taped seams. The Skyscraper has a four point haul suspension, and a double clip-in loop on the bottom. A large internal zippered pocket keeps your small stuff together and easy to get to on the wall. The Skyscraper comes with a removable padded harness system for comfort while trudging loads to the base. 5mm cord drawstring closure. Two sizes.

Regular: 7,000 cu. in.

(2-4 day routes). \$85.00

Large: 10,000 cu. in.

(4+ day routes). \$100.00



Price: \$20.00

A5 Bolt Bag

Big-wall experience has made this the ultimate bolt-bag design. The internal pockets make it easy to keep gear arranged: a large pouch for bolts and a special tool pocket (4 slots) to keep bits and wrench in place. Three solid D-rings (one internal for attaching a drift-pin leash) allow for easy tie-in of tools and good clip-in points. One inch web holster outside of bag keeps the drill or hammer handy. Drawstring closure. Made from 11 oz. Cordura.

Aquarius

by Jay Anderson

My first El Cap route was the Aquarian Wall. This was back in the old days. Not the way old days (we didn't have to saw off stove parts for pins or use hemp ropes), but the medium old days: when you could count the total ascents of Aquarian with a normal set of hands and feet. Frank Saunders, my partner, estimated that ours was the eighteenth ascent.

We were trying not to be uneasy. We'd done the short walls circuit: Leaning Tower, Lost Arrow, Washington Column, Sentinel, etc., and we were pretty certain of our abilities. But the Cap'n looked so big...

I boldly fixed the first two pitches (all of 5.6 & A.1) with Layne, a member of our support/drag-stuff-to-the-base team. I felt good about this because I could pretend to be doing something while really dragging my feet. Layne had already done his wall, and I think he enjoyed being up in big wall mode without having the pressures of having to go through the whole thing again. We had fun on a sunny afternoon and afterward had a couple of ropes fixed to show for it.

By the time we rapped off, Frank appeared with Fred, the other half of the support crew. They had carried up the rest of our gear. We were going to all sleep at the base. Fred and Layne would drive Frank's van back to camp when we set up the wall in the morning. We started to get set up for the night, and Fred reached into a bag and pulled out a plum, bottles of Gin and Tonic! Ice, even!

After a few G & T's, other trendy chemical amusements, much talk, and the dusk that obscured the wall, the project didn't seem so intimidating. We went to sleep psyched to get an early start on the wall.

The Dawn cracked us on the head and so did the realization of all the things that we'd left in the car. So, after a quick sprint to the rig (a trip which turned into breakfast at the Four Seasons), we realized an early P.M. start. We didn't get as far as we hoped the first day, but what the hell.

The first few days saw us honing our technique and getting used to the idea of actually climbing El Cap. One thing we had to get used to was the concept of dowels. The ones on Aquarius are like Friend trigger bars that are banged upward or beat on till they mushroom out. This makes 'em easy to tie off, but way stressed and apt to shear. I expected every one of them to break. None did. On the third ascent, Bobby Rotert hadn't been so lucky; He fell and decapitated a whole line of them. This led to a discussion of whether to clip tied-off dowels to

the rope. In a best case scenario, if one failed under body weight, one of 'em might hold and catch the fall. Or, if things were worse than best, as they so often are, you might have a long fall followed by the task of having to replace the whole ladder. These were the kind of thoughts that lulled us to sleep each night.

As we got higher up the route, the climbing got to be pretty comfortable if not devastatingly fast. The jagged boulder-teeth waiting to eat Frank on pitch eleven stands out in my memory. The sidewalk-square size flake that pulled off in my hand on coral corner is hard to forget as well; it broke up our day as we watched it tumble and bounce to the deck, two thousand feet. We received an ovation from other parties on the wall.

Frank, not wanting to be outdone by my impromptu trundle, broke a home-made bathook on his next lead. This move had good epic potential, but the overcammed #4 Friend below him held it's position and his fall. I couldn't let him get ahead of me in the epic ledger though, so I dropped my half bag at the next bivy, a hanging one.

After five nights on the wall we found ourselves sunbathing on Thanksgiving Ledge. It was midmorning and it felt great. With one pitch to go, we had it in the bag. Leisurely we finished our food and water, and carried loads across the terraced ledge to the base of the last pitch.

I lead the delightful 5.10 hand crack (feeling smug and professional because I was doing it in aid boots), secure in the knowledge that there was nothing after this pitch but a few hundred feet of third class slabs, and that for all intents and purposes we had climbed El Cap.

Then it began to rain.

It didn't seem like that big a deal at first. After all it was Yosemite in June, how much could it rain? It looked like a lot when the groove the haul bag was coming up turned into a waterfall. It looked worse

when water started pouring into the mouth of the haulbag. By the time Frank had juggled up to me, we were both soaked to the skin I conceded that it could indeed rain pretty hard. Veritable bladders of water were splatting all around us. The slabs were like a Slip 'n' Slide™ under a sprinkler. Going to the top in those conditions would be like being a cockroach trying to climb an inverted wok in a dishwasher during the rinse cycle, only colder.

The only thing for it was to rap back to Thanksgiving ledge, which turns into a cave on it's west end; indeed something to give thanks for.


We were holed up there for almost 24 hours. We built a fire with dead bushes and dried our clothes. When the bushes were gone we dug up roots to feed the blaze. We put our bowls out under the lip of the overhang to catch water. We imagined food. Frank's soaked sleeping bag was as useful to him as the one I had lost was to me.

The next day it dried up enough to leave by mid-afternoon. Fortunately we met Rick Pigget, coming down from soloing Horse Chute, and he lead us to the rappel route. The descent, after what was now a week out and a day without food, took almost forever. Rick and his friend who had come up to help carry stuff down were acute observers and could tell that we were beat during the slow drudge across the top.

Maybe we didn't set any records, but we had a lot of fun. We learned how important it is to give each other lots of slack, how the most important thing is to keep going, and don't get bummed about going slow. It's also probably a good idea to avoid taking anything for granted, like "all right, we got it in the bag, Ahwanhee brunch tomorrow".

The next day we learned about how good Tuna pancakes are, but that's another story.





Big-Wall Hardware

A5 supplies the finest in rock-climbing gear. Our selection process is based on #1: Quality; #2: Function and Utility, and #3: Value. Extensive in-field testing of new products assures only the best!

Standard Big-Wall Rack for a Moderate Nail-up.

- ✓ 2-3 sets of Friends (or equivalent).
- ✓ 1-2 sets TCU's.
- ✓ 2-3 sets Wired Stoppers.
- ✓ 2-3 sets small Wired Brass Nuts.
- ✓ 80 Carabiners.
- ✓ Hook selection (3-5 of the standard types).
- ✓ Copperhead selection (10-25).
- ✓ Pitons (5-10 knifeblades, 10-20 horizontals, 15-25 angles).
- ✓ Small Bolt Kit (optional).
- ✓ Tie-offs (25), Runners (10-20).

A5 Grade VI

SMC's high quality, all- purpose oval carabiner now available at a special price.

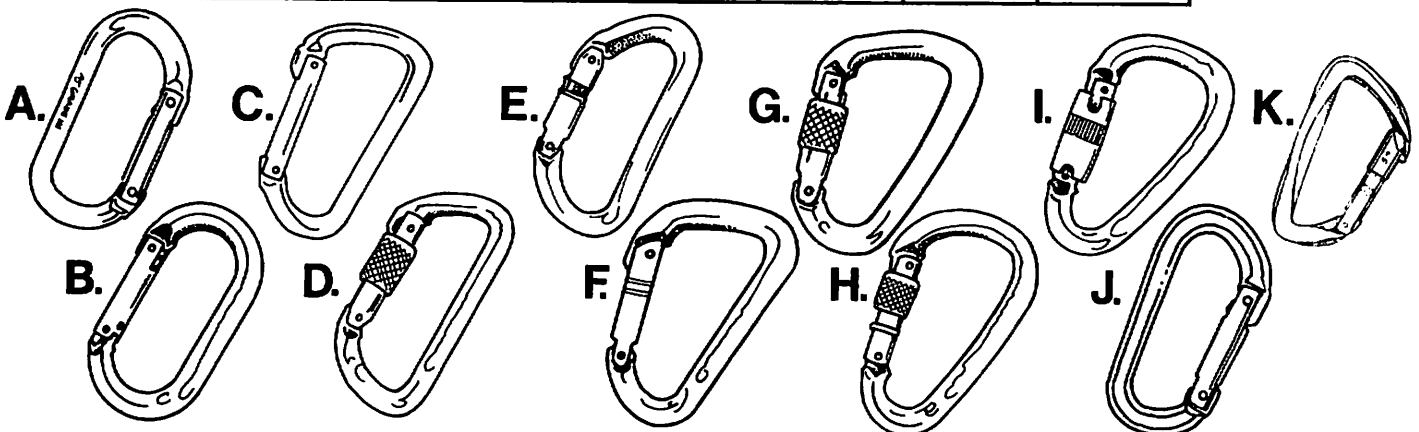
Strength:4000 lbs. Wt:2.1oz.


Price: 10 for \$35



Carabiners

Type	Str.(kg)	Wt.(g)	Price
A. A5 Grade VI	2000	62	\$3.50
B. SMC New Oval	2300	63	\$6.25
C. SMC Lite D -red body	2100	48	\$4.95
D. SMC Locking D	2700	74	\$7.95
E. Bonaitti D -red gate	3000	65	\$6.50
F. Bonaitti Large D	2600	70	\$6.00
G. Bonaitti Large Locking D	2900	80	\$6.50
H. Clog HMS Screwgate	2200	92	\$11.50
I. Clog HMS Twistgate	2200	95	\$16.50
J. Chouinard New Standard	2100	49	\$5.85
K. 5.10 Helium Biner	2250	31	\$7.95



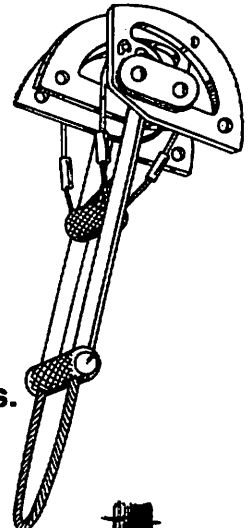
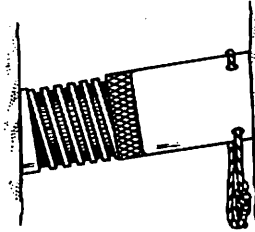


Mountain Hardware BigBros

Spring loaded adjustable tube chocks.

Fast and stable in cracks to 11".

See chart for sizes and prices.



Chouinard Camalots

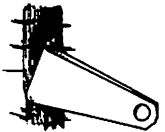
Double axle design results in increased range per unit.

See chart for sizes and prices.

Leeper Cam Hooks

Leverage principle for fast aid. 3 sizes.

Price: \$12.00/set of 3.



Wired Bliss Products

Well manufactured, innovative gear.

A. TCU's: (the original three cam units)

Sizes: 0.4", 0.5", 0.75", 1.0", 1.5"


Price: \$30.00 each.

B. Big Buds: Large rigid-shaft 4-cam units; exclusive axle system eliminates wobbliness.

#5.5: Price: \$65.00

#7: Price: \$75.00

(call for availability)



Wild Country Friends

Still the strongest, quickest, and most versatile camming devices available


See chart for sizes and prices.

(10% discount for 4 or more).

Replacement Friend Trigger Bars

Fix your Friends... (specify size).

Price: \$4.50 each.



Wild Country Flexible Friends

Flexible shaft 4-cam units.

See chart for sizes and prices.

(10% discount for a full set of 4).

Camming Device Specs

Type	Size Range(in)	Wt.(oz)	Str.(lbs)	Price
Friend #1	0.75-1.14	3.07	2860	\$38.50
Friend #1.5	0.87-1.34	3.32	3300	\$41.50
Friend #2	1.10-1.73	3.49	3300	\$43.50
Friend #2.5	1.30-2.17	4.13	3300	\$45.50
Friend #3	1.73-2.60	4.69	3300	\$47.50
Friend #3.5	2.01-3.19	6.00	3300	\$49.50
Friend #4	2.40-3.94	7.30	3300	\$52.50
Flex. Friend #0	0.51-0.75	2.93	2640	\$47.00
Flex. Friend #0.5	0.59-0.83	3.07	2640	\$47.00
Flex. Friend #1	0.75-1.14	3.28	2640	\$47.00
Flex. Friend #1.5	0.87-1.34	3.60	2640	\$47.00
Camalot #1	1.2-1.9	4.41	2420	\$43.50
Camalot #2	1.6-2.5	5.82	2420	\$43.50
Camalot #3	2.1-3.5	8.50	2420	\$49.50
Camalot #4	2.8-5.0	13.02	2420	\$55.00
TCU #0.4	0.4-0.6	1.62	2200	\$30.00
TCU #0.5	0.5-0.75	1.80	2400	\$30.00
TCU #0.75	0.6-0.9	1.98	2400	\$30.00
TCU #1	0.75-1.14	2.29	2400	\$30.00
TCU #1.5	0.9-1.35	2.50	2400	\$30.00
Big Bud #5.5	3.7-5.2	13.20	n/a	\$65.00
Big Bud #7	5.1-6.7	17.20	n/a	\$75.00
Big Bro #1	3.2-4.4	5.40	3200	\$49.50
Big Bro #2	4.0-5.8	6.70	3200	\$53.50
Big Bro #3	5.2-8.0	8.20	3200	\$58.50
Big Bro #4	6.7-11.0	11.20	3200	\$62.50

HB Offset Brass Nuts

Transverse taper design for security in pin-scars and irregular cracks.

Full Set #1 to #6: Price: \$55.00

Mini-set #2 to #5: Price: \$42.75

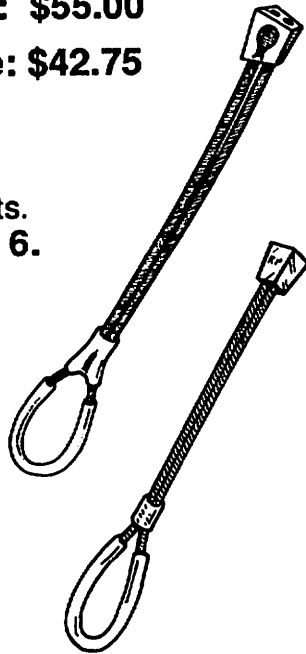
RP brass nuts

The standard in brass-nuts.

Price: \$48.00 / set of 6.

Brass Nut Specs

Type	Width	Strength
HB #1	4.5 mm.	450 kg.
HB #2	5.5 mm.	600 kg.
HB #3	6.2 mm.	600 kg.
HB #4	7.2 mm.	825 kg.
HB #5	8.5 mm.	825 kg.
HB #6	10.2 mm.	1000 kg.
RP #0	2.4 mm.	225 kg.
RP #1	4.8 mm.	365 kg.
RP #2	6.3 mm.	545 kg.
RP #3	7.9 mm.	545 kg.
RP #4	9.5 mm.	815 kg.
RP #5	11.1 mm.	815 kg.




Wild Country Wired Rocks

The original curved nut.

Full Set #1 to #9: Price: \$48.00

Mini-set #2 to #7: Price: \$32.00



Wild Country Wired Rock Specs


No.	Width	Strength	Weight	Price
#1	7 mm.	700 kg.	9 g.	\$4.95
#2	8.3 mm.	1200 kg.	18 g.	\$5.20
#3	9.7 mm.	1200 kg.	20 g.	\$5.40
#4	11.5 mm.	1200 kg.	22 g.	\$5.70
#5	13.5 mm.	1200 kg.	26 g.	\$5.95
#6	15.8 mm.	1200 kg.	31 g.	\$6.15
#7	18.5 mm.	1200 kg.	35 g.	\$6.40
#8	21.8 mm.	1200 kg.	45 g.	\$6.70
#9	25 mm.	1200 kg.	55 g.	\$6.95

Chouinard Stoppers

#1-#3 are straight sided, #4-#13 are curved. Transverse side taper.

Set #1-#6: Price: \$30.00.

Set #7-#13: Price: \$42.00.



Chouinard Wired Stopper Specs

No.	Width	Strength	Weight	Price
#1	4.3 mm.	350 kg.	8 g.	\$4.95
#2	4.9 mm.	350 kg.	14 g.	\$5.20
#3	6 mm.	650 kg.	22 g.	\$5.40
#4	7 mm.	650 kg.	26 g.	\$5.40
#5	8.3 mm.	650 kg.	32 g.	\$5.40
#6	10.1 mm.	650 kg.	36 g.	\$5.40
#7	11.6 mm.	1100 kg.	40 g.	\$5.65
#8	13.4 mm.	1100 kg.	51 g.	\$5.85
#9	15.2 mm.	1100 kg.	62 g.	\$6.20
#10	17.3 mm.	1100 kg.	67 g.	\$6.35
#11	20 mm.	1100 kg.	81 g.	\$6.60
#12	22.8 mm.	1100 kg.	95 g.	\$6.70
#13	26.4 mm.	1100 kg.	99 g.	\$6.95


Chouinard Hexentrics

The classic camming nut.

Wired set #1-#3

Price: \$19.80





Piton Craft

Piton craft is fast becoming a lost art. The subtle points of pounding on iron, though simple in principle, can be learned only through experience. Learning *not* to overdrive pins takes time. Cleaning your own leads is a good lesson. Many routes like the Zodiac and the Shield are succumbing to the heavy battering from the unskilled hammer.

A good nailer is an aggressive cleaner but is aware of rock destruction. Knocking a pin back & forth the full length it can travel is the most efficient method. To prevent dropping a pin, a "cleaner biter" attached to a sling is clipped in as the pin gets loose; pulling and applying leverage with the cleaner biter/sling aids in final removal.

Expanding flakes, once the nailer's nemesis, have been tamed with modern gear. Clever use of pitons, nuts, and camming units reduces expando from its voodoo reputation to a fairly sane activity. Still, however, cruxes of many modern nail-ups are often thin expanding flakes where a feel for the placement is necessary. Clipping into successive placements with a daisy is recommended with expando.

Stacking pins can be a rewarding challenge. Leeper Z-pins are commonly stacked with angles, but many combinations of pins can be stacked together. A tie-off threaded through the eyes of stacked pins prevents losing them. Often, a sawed off pin can more efficiently take the place of stacked pins.

--Steve Quinlan

Pitons

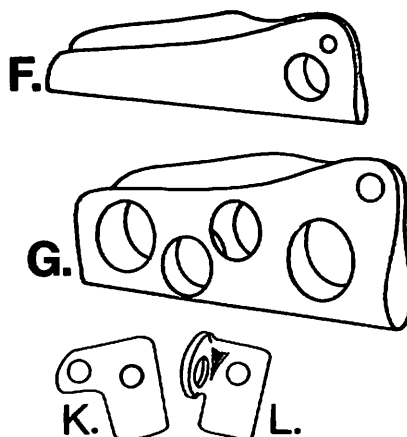
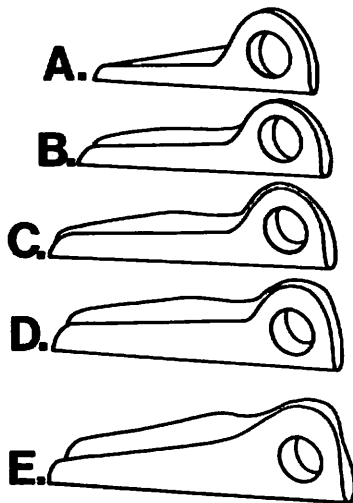
Chouinard Angles

	Type	Length	Price
A.	1 1/2" Baby	4"	\$4.70
B.	5/8" Baby	4 1/4"	\$4.85
C.	3/4" Std.	5 5/8"	\$5.20
D.	1" Angle	5 5/8"	\$5.45
E.	1 1/4" Angle	5 5/8"	\$6.90
F.	1 1/2" Angle	5 3/4"	\$7.30

SMC Angles

	Type	Length	Price
B.	5/8" Baby	4 1/4"	\$4.00
C.	3/4" Std.	5 5/8"	\$4.25
D.	1" Angle	5 5/8"	\$4.50
E.	1 1/4" Angle	6"	\$5.25
F.	1 1/2" Angle	6"	\$5.75
G.	3" Bong	6"	\$6.85

Stacker's Kit: Contains the standard big-wall stacking piton selection: 1 SMC shallow angle, and 3 Leeper Z-Pins.
Price: \$15.00/kit.



Clog Crack Tacks

K. Flat. Price: \$5.00.

L. Bent. Price: \$5.00.

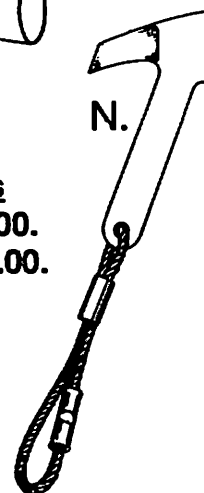
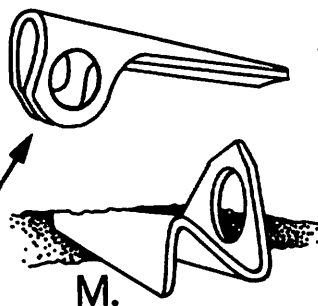
M. Leeper Z-Pitons

Price: \$4.75 each.

No	Size
AA	1/4" x 2"
A	5/16" x 2 1/2"
B	7/16" x 3"
C	9/16" x 3 1/2"
AS	5/16" x 1 1/2"
BS	7/16" x 1/4"
CS	9/16" x 1 3/4"

N. A5 Birdbeak.

For incipient seam aid.
Price: \$4.50 each.



Petzl Harnesses


Mutant: Lightweight way comfy seat harness, 3-point tie-in, waist racking system, classic Euro colors. The finest Petzl quality. 15 oz.

Sizes: XS. Fits 25" to 27.5" waist.

Medium. Fits 28" to 31.5" waist.

Large. Fits 32" to 33.5" waist.

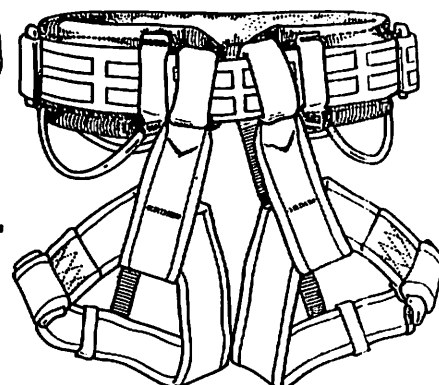
Price : \$66.00



Chouca: Multi purpose seat harness.

Adjustable leg loops and foam padded waist, gear carrying loops. One size fits all. 20 oz.

Price: \$77.00



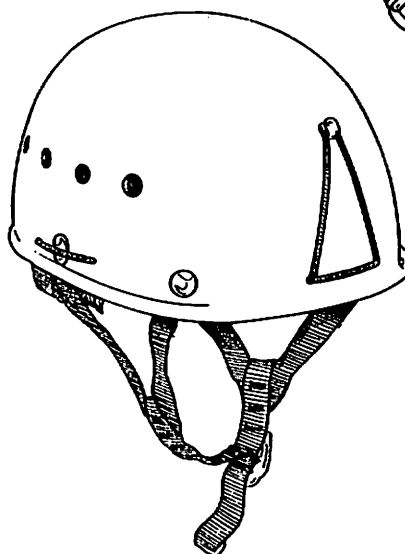
Petzl Ecrin Helmet: Petzl's best climbing/caving/rescue helmet. Well ventilated glass reinforced polyamide shell with exceptional impact resistance. Elastic front and back to hold the Zoom headlamp. UIAA approved.

Two Sizes:

Medium: 6 7/8-7 1/8 (19.6"-22" circum) 16.7 oz.

Large: 7 1/8 to 7 3/4 (22"-24.4 circum) 18.2 oz.

Price: \$56.00

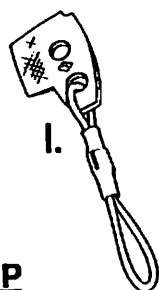


H. Chouinard Lost Arrows

The classic forged piton.


Price: \$7.50 each.

No.	Description	Size
#1	Short Thin	5/32" x 1 3/4"
#2	Short Med.	1/4" x 2"
#3	Short Thick	5/16" x 2 1/4"
#4	Wedge	3/8" x 2 7/8"
#5	Long Thin	3/16" x 3 1/4"
#6	Long Med.	1/4" x 3 1/2"
#7	Long Thick	5/16" x 3 1/2"
#8	Long Dong	9/32" x 4 5/8"



I. Chouinard RURP

Price: \$6.00 each.



J. Chouinard Knifeblades and Bugaboos

Type	Size	Price
Knifeblade, standard	1/8" x 3"	\$6.25
Knifeblade, thick	1/8" x 3 1/2"	\$6.50
Bugaboo, short thin	5/32" x 3 1/2"	\$6.90
Bugaboo, long thin	5/32" x 4 5/8"	\$7.50
Bugaboo, short medium	3/16" x 3 5/8"	\$7.80
Bugaboo, long medium	3/16" x 4 7/8"	\$8.50

A. Leeper Narrow Logan Hook. Price: \$4.50 each.

Great for bat-hooking.

B. Leeper Wide Logan Hook. Price: \$4.50 each.

For thin edge hooking.

C. Chouinard Cliffhanger. Price: \$5.75 each.

The standard.

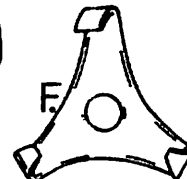
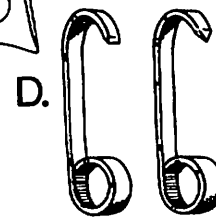
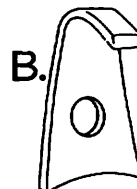
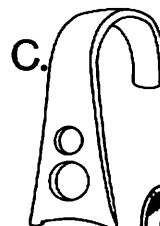
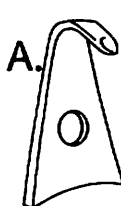
D. Stubai Hooks--2 styles. Price: \$5.00 / pair.

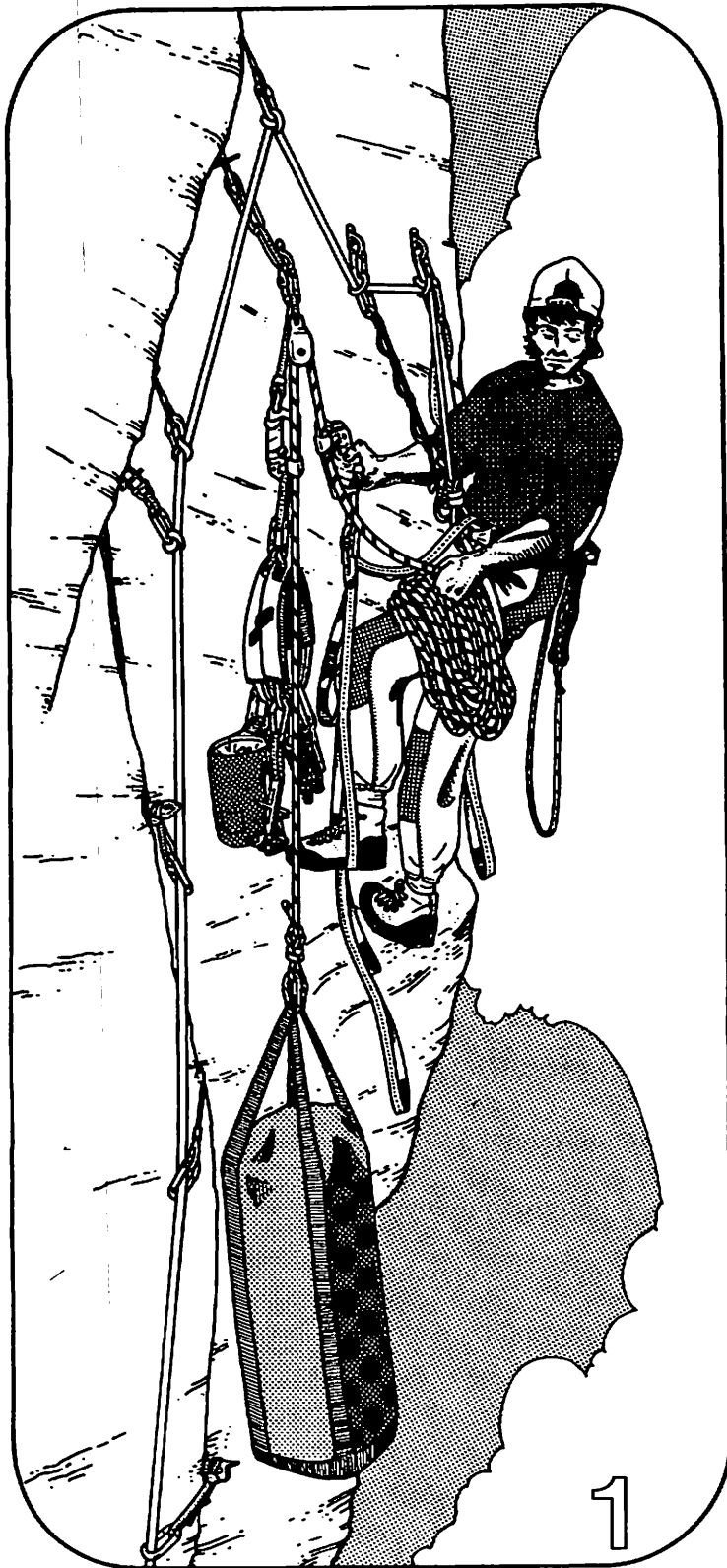
E. Petzl Hook. Price: \$10.50 each.

Strong design (770 lbs.). Flared base & sewn sling.

F. Peregrine Talon Hook. Price: \$10.00 each.

Three point tripod design.





Big-Wall Hauling Technique

Finishing a lead isn't all there is to finishing a pitch, for the haulbag's still gotta be hauled. Getting it off the previous anchor is the first task; cooperation between partners is required. Lowering it out is recommended if the pitch leans or overhangs. The illustrations above show some possible big-wall hauling techniques. Make sure to securely clip the haulbag into each belay in at least two points: the haul-rope and the haul-bag daisy.

Illustrations

- 1. Leg-Hauling:** Ok with a light bag.
- 2. Body Hauling:** Standard technique.

Note: longer length (up to full rope-length) body-hauls are possible. Usually way sporty.

Big Wall Tech Manual

Loaded with info and descriptive illustrations.
50 pages. Price: \$3.50.



"BAD BOLT JU-JU"

A5 El Cap Bolt Kit

2 pounds of raw courage

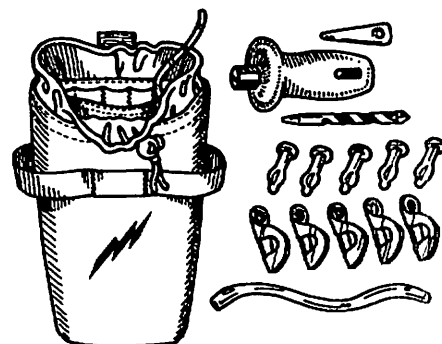
- A5 Deluxe Bolt Bag.
- Rawl holder with grip.
- 2: 1/4" Drills
- 1: 5/16" Drill.
- 5: 1/4" x 1 1/4" Bolts.
- 5: 1/4" x 1 1/2" Bolts.
- 5: 5/16" x 1 1/2" Bolts.
- 5: 5/16" Hangers.
- 3: 3/8" Hangers.

Price: \$80.00.

A5 Starter Bolt Kit

- A5 Deluxe Boltbag.
- Rawl holder with grip.
- 1/4" Mountain High Drill.
- 5: 1/4" x 1 1/2" Bolts.
- 5: 5/16" Hangers.

Price: \$51.00.



Rawl System

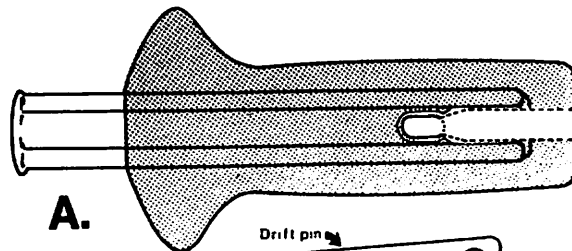
A. Rawl Holder

Rawl #14 Holder with rubber grip and drift pin.

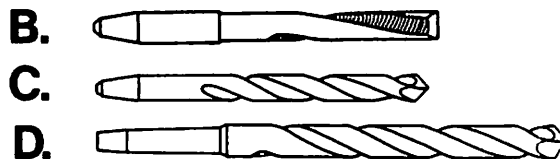
Price: \$17.50

Drills for the Rawl holder

- | | |
|------------------------------|-----------------------|
| B. 1/4" Mountain High drill. | Price: \$10.00 |
| C. 5/16" Drill for the Rawl. | Price: \$15.00 |
| D. 3/8" Drill for the Rawl. | Price: \$16.50 |



RAWL SYSTEM



E. Dakota Systems

Dakota Quad Holder (for 5/16" and 3/8" drills).

Price: \$25.00

5/16" Quad drills **Price: \$15.00 each.**

3/8" Quad drills **Price: \$16.50 each.**

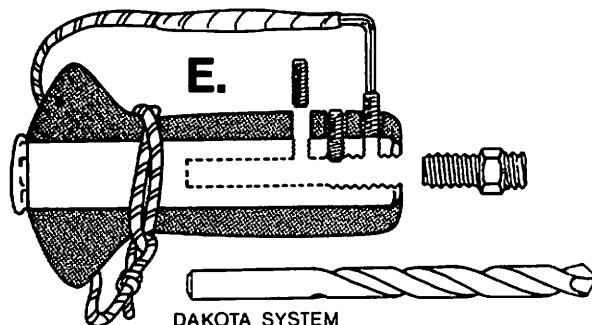
Dakota Penta Holder (for 1/4", 5/16", 3/8" drills).

Price: \$30.00

1/4" Penta drills **Price: \$14.00 each.**

5/16" Penta drills **Price: \$15.00 each.**

3/8" Penta drills **Price: \$16.50 each.**



Bolting Gear

Hangers

A. SMC Specify 1/4", 5/16", or 3/8".
Stainless Steel. Strength: 4500 lbs.

Price: \$2.00 each.

B. Petzl Specify 5/16" or 3/8".

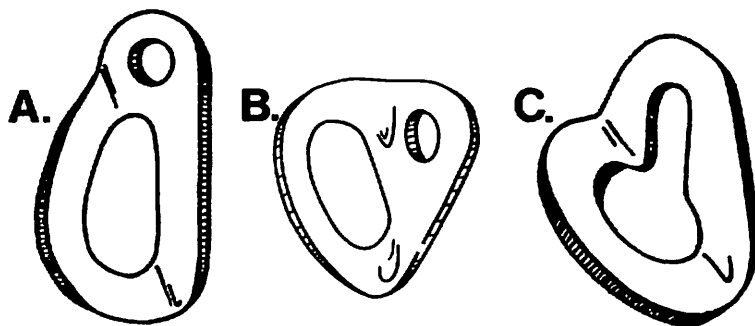
Steel. Strength exceeds 3960 lbs.

Price: \$2.25 each.

C. RP Keyhole Hanger

(for 5/16" machine head rivets)

Price: \$3.50 each.



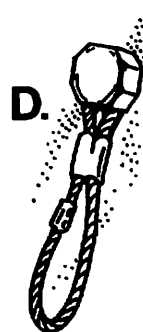
D. Rivet Hangers--For body weight only.

Ultra-thin: 3/64" (375 lb. cable strength)

Thin: 1/16" (480 lb. cable strength)

Medium: 3/32" (920 lb. cable strength)

Price: \$1.25 each.



Bolts

F. 3/8" RawlBolts

Specify length: 2 1/4", 3", or 3 1/2".

Price: 90 cents each.

G. 3/8" x 3" Rawl Set Bolt

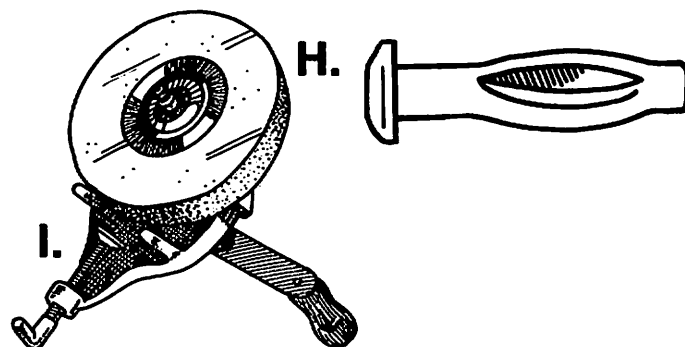
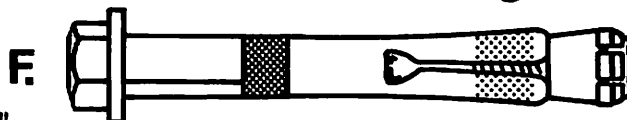
Price: 75 cents each.

H. Rawl Buttonhead Bolts

1/4" x 1 1/4": **Price: 40 cents each.**

1/4" x 1 1/2": **Price: 45 cents each.**

5/16" x 1 1/2": **Price: 50 cents each.**



I. Prairie Hand Grinder

For picnic-table sharpening of tools.

Comes with medium grit grinding wheel.

Price: \$25.00

Rawl Bolt Specs

Type	Size	Price	Rock Type*	Function Index**	Strength Index***	Manufacturer's Listed Strength (in pounds)****
Buttonhead	1/4" x 1 1/4"	0.40	HR	medium	low	2050(+) Pullout, 2230(+) Shear
Buttonhead	1/4" x 1 1/2"	0.45	HR	medium	medium	2050(+) Pullout, 2230(+) Shear
Buttonhead	5/16" x 1 1/2"	0.50	HR	medium	high	3500 Pullout, 4850(+) Shear
Set Bolt	3/8" x 3"	0.75	HR, MR	high	med/high	3400 Pullout, 4100(+) Shear
Rawl Bolt	3/8" x 2 1/4"	0.90	HR, MR	high	high	4840 Pullout, 7875(b) Shear
Rawl Bolt	3/8" x 3"	0.90	HR, MR	high	high	5590 Pullout, 8155 Shear
Rawl Bolt	3/8" x 3 1/2"	0.90	HR, MR	high	high	6150 Pullout, 8525(b) Shear

* HR = Hard Rock (granite), MR = Medium Rock.

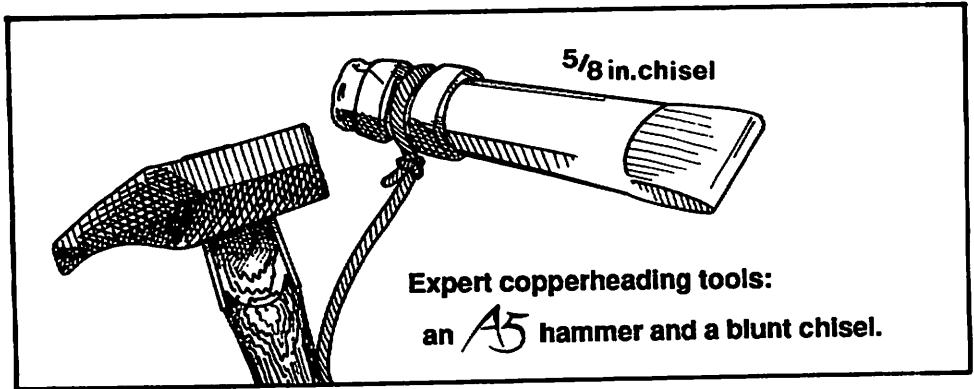
** Function Index includes versatility, foolproofness, and ease of placement.

*** Strength Index considers longevity, bolt diameter, and assumes proper placement.

**** Manufacturer's test in 3000-5000 psi concrete; (+) = verified by test, (b) = hanger broke first.

Copperheading

Copperheading is an art, learned through experience. The 4-step process illustrated below optimizes a placement. To clean heads, connect a sling from the copperhead to the hammer, and swing upwards, jerking them out (good etiquette calls for leaving them in place if it looks like the wire will rip out). Aluminum heads have the most malleable mashing properties, but copper is more durable. An adequate rack for a trade nail-up would be 2#1's, 8#2's, 6#3's, 5#4's, and 3#5's. #2's are the diameter of a cigarette. Note: a copperhead placement may stink, but it never really smells bad.



A5 Mash-Heads

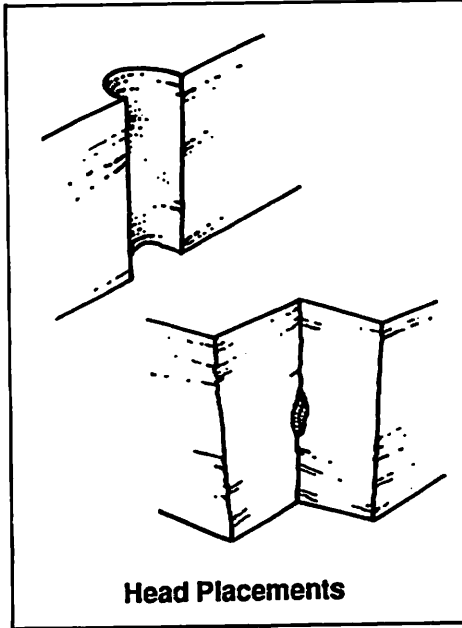
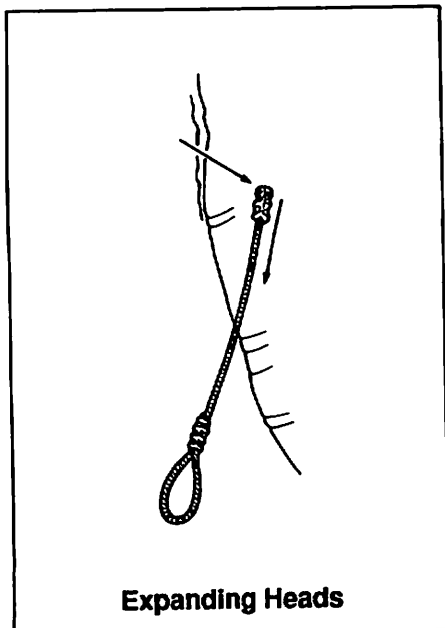
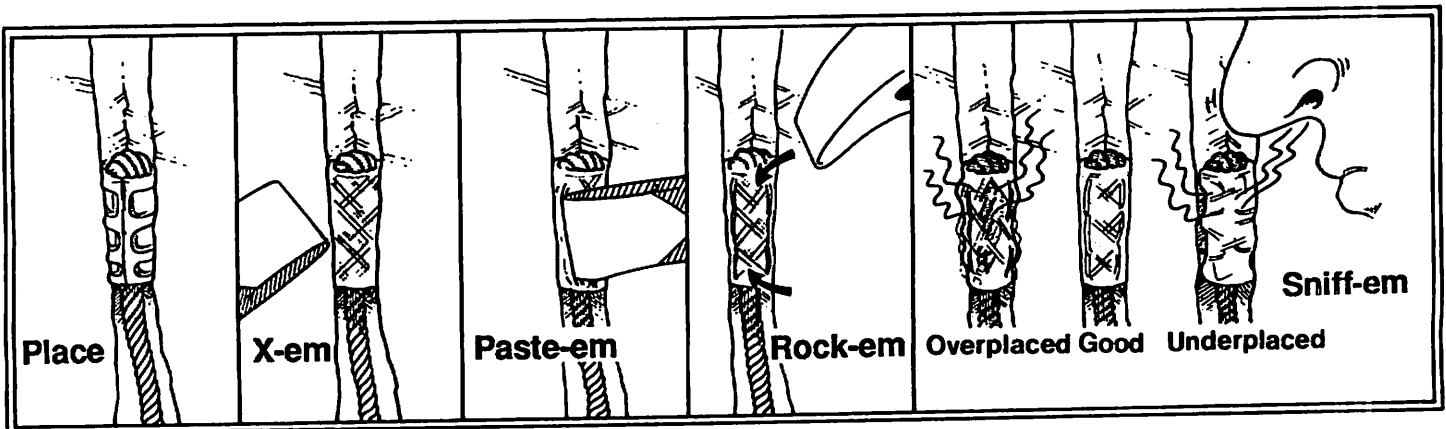

Price: \$1.25 each.

Highest quality Nicopress sleeves.

Copper: sizes #0,1,2,3.

Aluminum: sizes #3,4,5.

Circleheads: sizes #1,2,3,4,5.



Nicopress Swagers

Please allow 3-4 weeks for delivery.

#64 Tool: Price: \$150.00

Swages #1,2,3,4 heads.

#63 Tool: Price: \$150.00

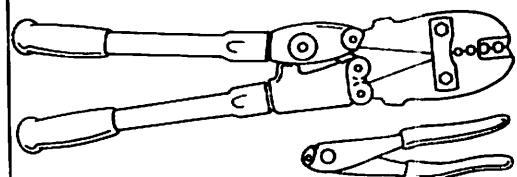
Swages #3,4,5 heads.

#17-B4 Tool: Price: \$35.00

Swages #0 heads; also good for Friend repair.

Swages available in lots of 100:
(#0-#3 Copper, #3-#5 Aluminum).

Call.

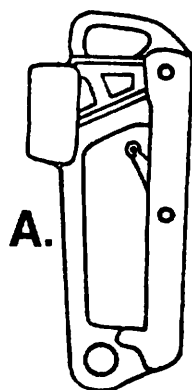


Full Handled Ascenders

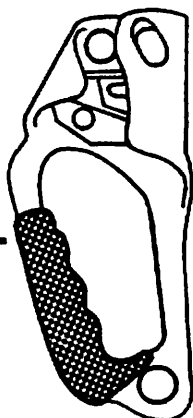
Name	Mfg.	Const.	Ult. Str.	RDS*	Price
A. Jumars	Switz.	Cast	1080 kg.	770 kg.	\$92.00
B. Petzl	France	Rolled	1600 kg.	500 kg.	\$76.00
C. CMI	U.S.	Extruded	1600 kg.	580 kg.	\$90.00
D. Clog	Britian	Rolled	1500 kg.	n/a	\$85.00
E. Kong**	Italy	Rolled	650 kg.	440 kg.	\$89.00

*Rope Damage Strengths (RDS) quoted from WILD Magazine (Australia), April, 1987.

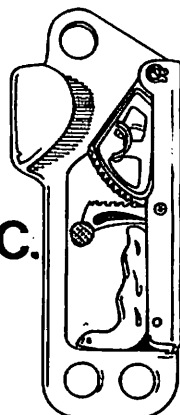
**Kong Ascenders use a leverage action (better for icy or muddy ropes).



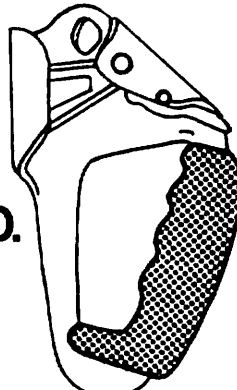
A.



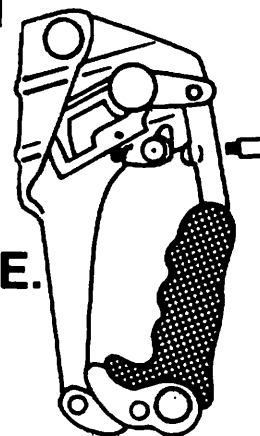
B.



C.



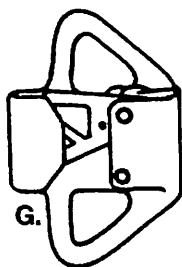
D.



E.

Non-handled Ascenders

G. CMI Shorti IV's
Price: \$63.50/pr.



G.

H. Petzl Chest Ascender.
Price: \$33.00 each.



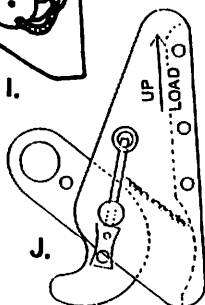
H.

I. Gibbs Ascender.
Price: \$30.00 each.



I.

J. Rock Exotica Ascender.
Price: \$60.00 each.



J.

Descenders / Belay Devices

J. CMI Forged Figure 8 Price: \$15.00

K. Allp Descender Price: \$65.00

--allows for no-hand descents; screw adjustment works as speed control as well as complete brake. Works with 9mm to 11.5mm ropes. Weight: 9.4 oz.

L. Petzl Stop Descender Price: \$54.50

--A "let-go-to-stop" descender. Adjustable speed.

M. CMI Micro Plate (for 11mm ropes) Price: \$9.00

Pulleys

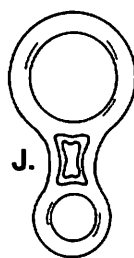
N. SARA Red (bushing). Price: \$18.00

SARA Blue (bearing). Price: \$22.00


O. Utility back-up pulley. Price: \$6.00

--good emergency pulley.

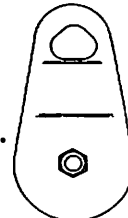
P. Rock Exotica Pulley. Price: \$18.00



J.



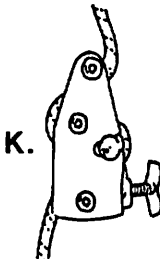
L.



N.



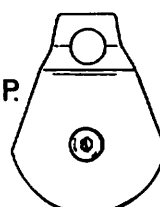
O.



K.



M.



P.

Ropes Mammut Ropes (all ropes are 1989 models).

Rope	UIAA Falls	Impact Force	Working Elong.	Weight	Color	Price
Aro-Flex Dry 11mm x 50 m	9-11	2068 lbs.	5.80%	8.4 lbs.	Ruby	\$140.00
Aro-Flex 11mm x 50m	9-11	2068 lbs.	5.80%	8.4 lbs.	Coral	\$120.00
Aro-Flex Duodess* 11mm x 50m	9-11	2068 lbs.	5.80%	8.4 lbs.	Blue/Gold	\$130.00
Aro-Pro 10.5mm x 50m	7-9	2068 lbs.	5.90%	7.6 lbs.	Fjord	\$115.00
Aro Galaxy 10mm x 50m	6-7	1980 lbs.	6.40%	6.9 lbs.	Pink	\$115.00
Aro-Mezzo** 9mm x 50m	9-11	1518 lbs.	7.00%	5.5 lbs.	Orange	\$93.00

*Rope changes color pattern at mid-point.

**For double rope technique.

Cord and Web

7mm x 200' Beal Static Line. **\$60.00**

--Excellent "zip-line" rope for big-walls. 2400 lbs. test.

9mm x 200' Beal Static Line. **\$100.00**

--No stretch line for fixing, hauling. 3520 lbs. test.

5mm Static Cord. Strength: 1250 lbs. **20¢ / foot.**

--used for dasies, cleaner slings.

1/2" Tie-off webbing. 1000 lb. test. **10¢ / foot.**

--Tie-offs require about 20" to 22" each.

9/16" Tie-off webbing. 1500 lb. test. **15¢ / foot.**

9/16" Supertape webbing. 2400lb. test. **20¢ / foot.**

1" webbing. 4000 lb. test. **20¢ / foot.**


A5 Rope Bucket

The A5 rope bucket is a rock climbing tool. The 420D nylon packcloth construction protects your rope from dirt and UV rays when not in use. When on the rock, the rope bucket is hangs from a 2-point suspension. Unzip and the expandable bellow folds open to form a bucket. No need to coil, just stack two 9mm ropes or one 11mm rope for easy feed and an organized belay. Zip closed and the suspension doubles as a shoulder sling on the descent. Drawstring closure. Wild A5 colors.

Price: \$23.50

With purchase of a rope

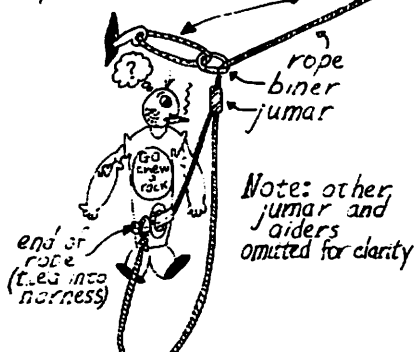
Special: \$10.00



Cleaning pendulums

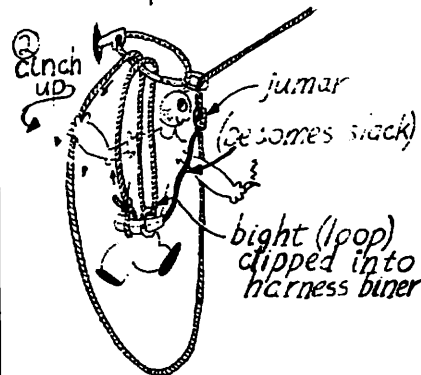
(Schematic)

pendulum point & sling

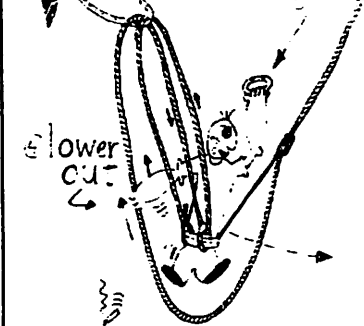


Note: other jumar and aiders omitted for clarity

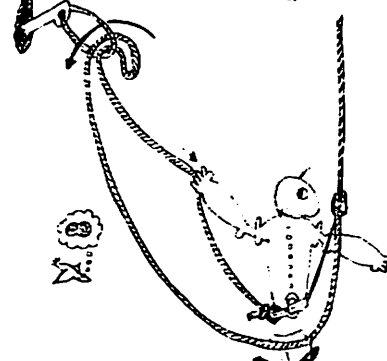
① Pass bight through sling & clip into harness



③ unclip biner from sling



⑤ unclip bight from harness pull through sling, and continue...



Anguish and Relief on the Big Stone

By Xavier Bongard. Translated from the French by Sherrle. First Solo Ascent, Lost in America, A5, 5.10, 9 days in 1987.

Here I am, suspended from my sky-hook, ten yards from the Lost in America ledge. Two things hold my life: a bit of rope, and two worthless pitons anchored into a mere quarter inch of rock.

At this precise moment, it's not the fall I fear. Rather, I have the feeling of being lost and forgotten on this breathtaking rock face 1200 feet above the ground.

The more I draw near the end of the pitch, the more cautious I become. It would be sad irony to have a mishap so close to the end, to be thrown from the face only to end up back at the previous belay. If that were to happen, I don't see how I could get myself together again and find the courage to continue. I have no other alternatives; there is but one way out of this predicament and it lies directly above me. To contemplate a retreat from this, one of the most overhanging of faces...best not to even think about it.

As well, it's no use expecting any help from any of my three climbing "companions". One of them inundates my ears at 45 minute intervals with music. The two others, my indispensable haulbag and porta-ledge, are but silent mutes offering no advice whatsoever.

Enough complaining, let us return to my problem. Thirty feet still lie between me and the ledge. The bottom line is that I really don't know what to do. I actually have two choices: a short climb directly above me, or a longer one which would take me around to the right. Which way did the last guy pass?

The situation is getting comical. I cannot arrive at a decision while hanging here quietly suspended from a hook whose hold could give at any moment. Silently I ask myself, "Where would my body end up if the hook did give way?"

I finally decide to move, and my efforts find success once again. As my progress becomes evident, I find myself reassured of what is commonly said: when climbing A4 or harder, one no longer falls. But even for the expert, this maxim only holds true if your energies are fully concentrated on success.

After several days on this monstrous rock wall, I am beginning to experience strange sensations: my mind is slowly becoming frozen by the constant state of concentration and anguish to which it is subjected. The anguish of wanting to give up but feeling a need to continue. Anguish always present, like talking to someone non-stop fifteen hours a day, every day, for more than a week. No wonder then that my senses are playing tricks on me. I feel as though invariably my pitons are coming loose, pulling out of the fissures, while actually they could easily support twice my weight. My reasoning tells me that everything is under control, but what can I do? I can't shake the doubts and frustrations from my over-anxious mind. I suppose it's best to just accept fate and try to get used to it—if I fall I fall. I have the distinct impression of being "cooked", as it is commonly said around here.

At this stage I could decidedly go for a good rest, to lie down on my port-ledge with a bit of gorp and warm beer. But it's not yet time.

The only solution to getting me out of this predicament is to get hold of a good piton, like the one protruding 45 feet above me at the next belay. The 15 Knifeblades required to reach it don't really inspire a lot of confidence.

I could certainly pull out my bolt-kit and drill. That would certainly get me out of this mess. But that would be the easy way out, the defeat of the

whole purpose of being here. I won't give up so easily, so quickly, even if the devil himself appeared and offered to drill for me.

It is time to test one's fortitude, to prove that I can finish what I started.

This adventure of mine seems like a funny game filled with doubts and joys, a game filled with moments of anxiety and fear, but rarely fatal. Sensations accentuated by the fact that you are alone, you are your only partner; no one else can share your fears at the moment you grin at the face of death and pass it by.

This game at times seems as dangerous as heroin; addicting and life-threatening. To take part, you must truly be motivated with the impetus it takes to uproot trees, to channel all your energy and concentration on accomplishing a mammoth task few will even attempt. Without that dedication of force, it would be highly inexpedient to pursue a solo on the "big stone". The first slip could be your last.

I have described the situation from the physical perspective, from the mental aspect it is quite a different story. For me, the most difficult time is the evening before the climb. I feel relieved at having finished the arduous task of preparation. Then the doubts arise, penetrating every thought. The last time, before setting up on this climb, the doubts were so intense I almost changed my mind.



Rock Exotica, Inc.

New camming devices from Rock Exotica, Inc., with the unique "curved cam interface", which enables the units to achieve incredible non-damaging rope holding capabilities. All Rock Exotica products are milled from solid aerospace alloys for the ultimate in lightweight and durability.

A. The Soloist.

Solo belay device allows for free-feeding belay. Attaches between chest and waist harness.

Weight: 10 oz. Price: \$95.00

B. Big-wall Soloist. (the "Soloaid")

Modified version of the Soloist is more secure; requires one-handed feeding of the rope.

Weight: 7 oz. Price: \$80.00

C. Wall Hauler.

Super-convenient device for hauling. Comes with Rock Exotica pulley.

Weight: 7 oz. Price: \$40.00

Pulley Only

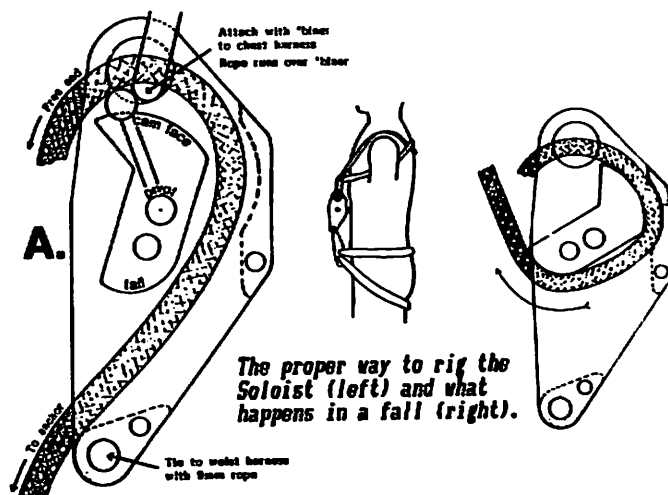
2" wheel. Efficient Oilite bushing. 5000 lbs.

Weight: 5 oz. Price: \$18.00

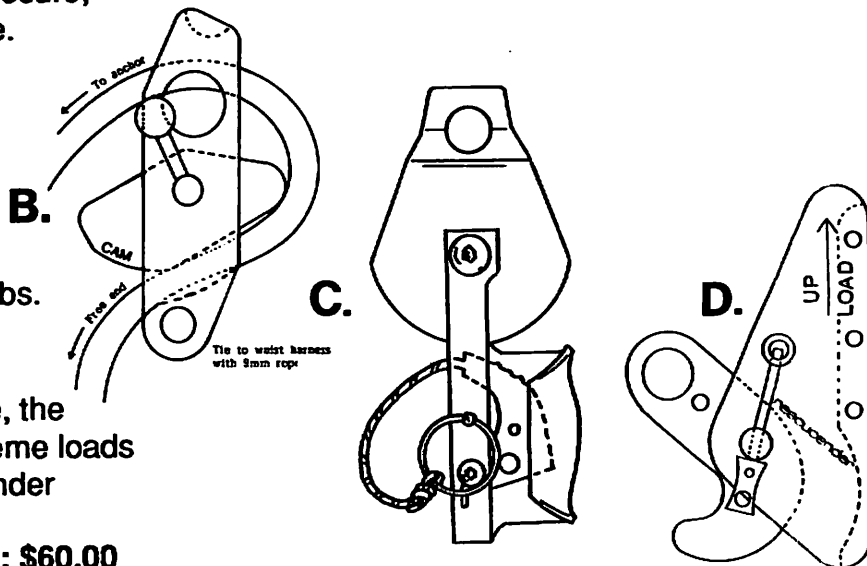
D. Rescucender.

With the exclusive curved cam interface, the Rescucender offers survival under extreme loads (i.e. falls) where any conventional ascender would positively break your rope.

Strength: 6000 lbs. Weight: 8 oz. Price: \$60.00



The proper way to rig the Soloist (left) and what happens in a fall (right).

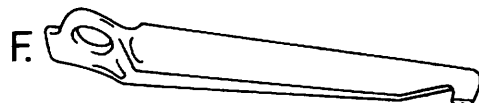
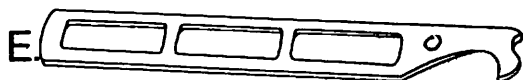


Other Stuff

Cleaning Tools

E. Salewa nut-tool \$5.00.

F. Super Long-dong \$9.25.



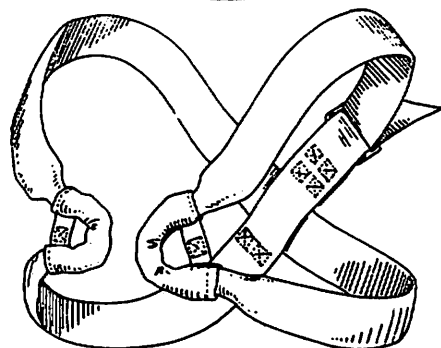
SMC Descending Ring

1.5" diam. seamless ring.

Strength: 3600 lbs. \$1.15 ea.

Liberty Chest Harness.

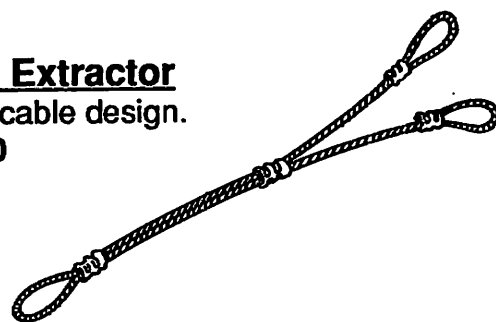
Adjustable. \$15.00.



A5 Friend Extractor

Lightweight cable design.

Price: \$2.50



Troll Hammer Holster

Price: \$6.50



Bluet Stove

Good all-purpose butane cartridge stove.

Price: \$29.50.

Butane cartridges. \$2.50 ea.

Cook for 2-3 hours each.



Accoutrements

°Mini-mag Lights

AA size. Price: \$12.00

Extra bulbs for above (2). Price: \$3.00

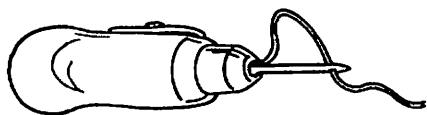


°Speedy Stitcher

Comes with thread and two needles. Wouldn't go on a wall without one... Price: \$5.00

Extra needles (2). \$3.00.

Extra thread (30 yds.). \$2.00.



°Big Wall Sunglasses

Durable high quality cheapos.

Price: \$10.00

°Plastic Bivouac Sac

Price: \$5.00

Size: 36" x 84" Wt. 9 oz.

Big Wall Boots

Still, the best big-wall boots are homemade. Bandsawing the forward 2/3 of the tread off a pair of old style Lavadome-type shoe (retaining the heel tread) and resoling it with 5.10 Stealth rubber makes for the most durable, functional big-wall boot available.

5.10 Resole Kits. Complete.
Price: \$15.00/kit.

°Sipa-Sipa Footbag

For pre big-wall parking lot fun. Assorted patterns.

Price: \$6.50



WARNING! PLAYING SIPA FOOTBAG
ON YOUR PORTALEDGE IS WAY RAD!!
DONT TRY IT UNLESS YOUR NAME IS YABBO!

°Endo Powder Chalk

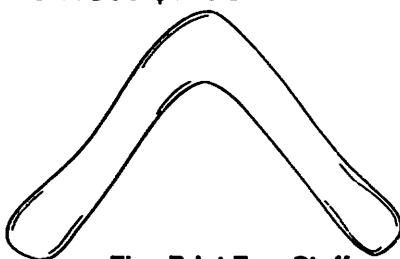
From Taiwan. 3 lb. bags.

Price: \$11.00 / 3lbs.

°Boomerangs

High performance plastic model. Made in Vermont.

Price: \$7.50.



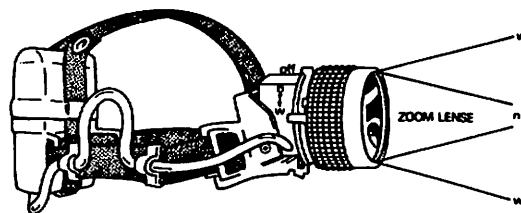
Fine Print Free Stuff

--Request with order.

*Big-Wall Spoons.

**"Wall Drug" Stickers.

*A5 Stickers.



°Petzl Zoom Headlamp

Absolutely, the finest headlamp available. Uses 4.5V (flat, European type) batteries. 6 oz.

Price: \$32.50

Duracell Alkaline 4.5V. Batteries

Last 18+ hours with the Petzl Zoom.

Price: \$4.00 each. 3 for \$10.00.

Headlamp Accoutrements

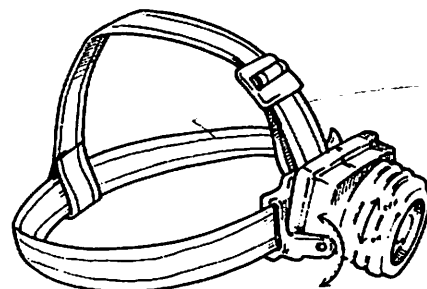
Petzl Zoom AA battery adapter. \$5.00

Replacement bulbs. 75¢ ea.

Halogen bulb. \$6.75 ea.

Petzl "Poche Kangourou". \$20.00

--battery chest pouch for the Petzl Zoom keeps the battery warm in cold weather. (6 1/2 hrs. @ -40°C)



°Petzl Micro Headlamp

Smaller headlamp with battery case built onto lamp assembly.

Takes 2 AA batteries. 3.5 oz

Price: 25.00

°Shoe Patch

Urethane rubber. The best stuff for sealing rain-flies.

Price: \$3.55 / tube.

°Big Wall Harmonicas

Hohner Special 20. Unbelievably fun on walls. The perfect toy for long belays. Price: \$12.50



Books

Big-Wall Climbing, by Doug Scott. **\$15.00**

--out-of-print big-wall classic.

Basic and Advanced Rockcraft. Royal Robbins. **\$7.50.**

--all-time instructional classics.

Gorilla Monsoon. John Long. **\$12.95.**

--Hoo-man! Some good reading.

Beyond the Vertical. Layton Kor. **\$35.00.**

Yosemite Climber. George Meyers. **\$14.95.**

Great photos of Yosemite climbing.

Big-Wall Tech Manual. Middendorf & McMullen. **\$3.50.**

Guidebooks

Yosemite Guidebook. Meyers and Reid. **\$20.00.**

Desert Rock. Eric Bjørnstadt. **\$25.00.**

A Cheap Way to Fly. Tim Toula. **\$7.50.**

--Excellent guide to Flagstaff's awesome crags.

50 Classic Climbs of N.A. Roper and Steck. **\$15.95.**

Tuolumne Meadows. Reid & Falkenstein. **\$13.95.**

Sabino Canyon (Tucson). Steiger. **\$18.95.**

Phoenix Rock. Jim Waugh. **\$22.95.**

Granite Mountain (Prescott). Waugh. **\$8.50.**

Harlin Guides to North America. **\$22.00 each.**

--West Coast Rock Climbs.

--Rocky Mountain Rock Climbs.

--East Coast Rock Climbs.

Videos \$39.00 each.

Moving Over Stone, from Range of Light Productions. Narrated by Doug Robinson.

Great climbing footage.

Basic Rockclimbing, from Vertical Adventures Productions, Inc. John Long teaches rock-climbing.

The Art of Leading. Another John Long classic.

Posters \$4.00 each.

Crags. 22" x 14".

El Cap SE Face. 22" x 14"

--Classic McMullen Graphics.

Map Size Granite Mountain Topo.

--Rand Black. 24" x 36".

A5 Aiders

4-Step, with sub-second step.

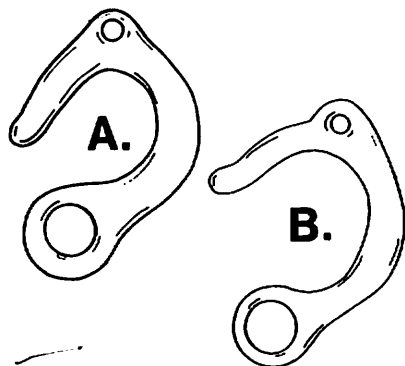
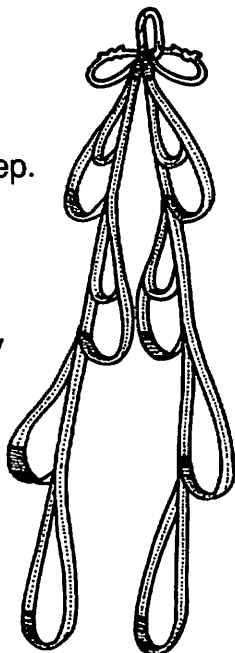
Price: \$25.00/ pair.

Fifi Hooks

Multiple wall-use accessory hook. 2 types. **\$3.50 ea.**

A. Camp Fifi Hook.

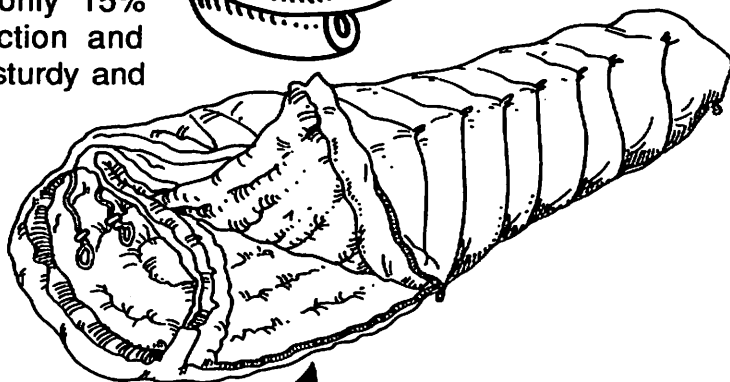

B. Salewa Fifi Hook.



Gold-Eck Sleeping Bags

Gold-Eck Sleeping Bags from Austria have a proprietary synthetic fill, consisting of hollow fibers crimped into intertwining springlike spirals. This new insulation makes the most effective use of dead-air space; Gold-Eck Sleeping Bags equivilate the lightweight performance of down, with the advantages of synthetics (only 15% insulation loss when wet). Construction and design of these bags is of the highest sturdy and innovative quality.

Gold-Eck synthetic fibers are spring-like coils which maximize air entrapment (loft).



Explorer VI--Temperature Rating: -22° F.

Comes with Vario-compression bag.

Weight: 4 lbs, 12 oz.

Fits Person to: 75" (overall length: 88").

Zipper: Top center, with zip draft tube.

Stuffed size (compressed): 10" x 14".

Price: \$200.00.

Pole Star--Temperature Rating: 14° F.

Comes with stuff sack.

Weight: 3 lbs., 13 oz.

Fits Person to: 75" (overall length: 85").

Zipper: Side, with draft tubes.

Stuffed size: 7" x 17".

Price: \$125.00.

North Pole--Temperature Rating: 5° F.

Comes with stuff sack.

Weight: 4 lbs, 3 oz.

Fits Person to: 77" (overall length: 88")

Zipper: Side, with draft tubes.

Stuffed size: 9" x 17".

Price: \$150.00.

Yama Gucci Tights \$25.00.

Warm and durable climbing tights.

Specify type and size:

Nylon Lycra: Black Jackson Pollack design.

Cotton Lycra: Multicolored on black.

Sizing: Small: 5' 10" & 130 lbs. (24"-29" waist.)

Medium: 5' 10"+ & 130-170 lbs. (30"-34" waist).




A5 Climbing Pants

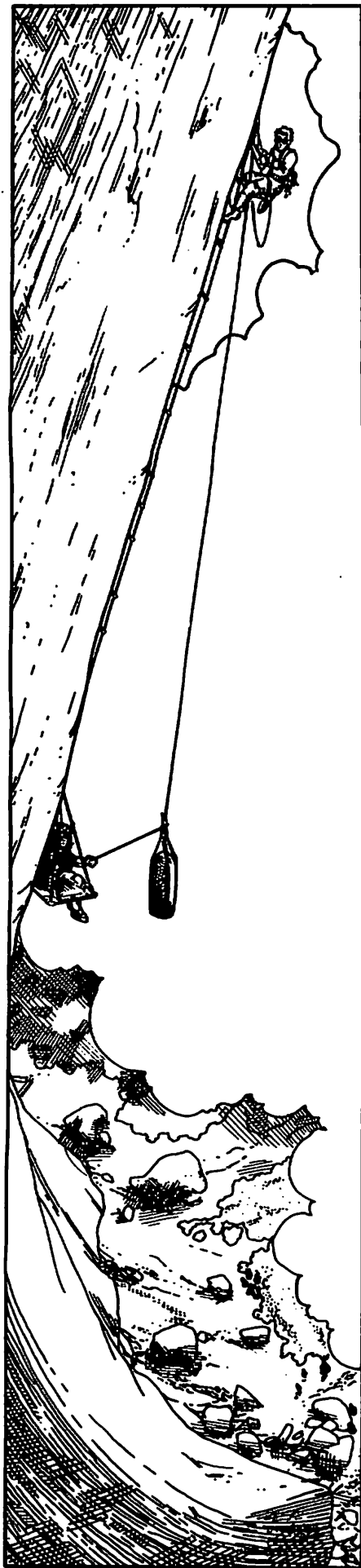
A5 climbing pants are low-cost, good quality all-cotton climbing pants, designed for full freedom of movement and comfort. The unique gusseted inseam allows for zero hinderance while climbing crotch-splitting dihedrals or making knee-to-chin high steps. Moreover, they are comfortable street pants.

Features: •Velcro-closure full wallet-size pocket. •Elastic cuffs
•Web/Fastex buckle waist.

Sizes: Small (28" waist or below), medium (28"-32"), or large (32" up).

Price: \$20.00





Big-Wall Checklist

Rack

Essentials


- ✓ Haul-bag.
- ✓ Porta-ledge.
- ✓ Ropes (2 or 3).
- ✓ Double gear sling.
- ✓ Pulley.
- ✓ Water bottles.
- ✓ Stuff sacs for gear/food organization.
- ✓ Accoutrements, including sunglasses, speedy stitcher, first-aid kit, and duct-tape.

Personal Wall Gear

- ✓ Hammer.
- ✓ Harness.
- ✓ Aiders.
- ✓ Jumars.
- ✓ Headlamp.
- ✓ Wall-boots.
- ✓ Fifi hook and daisies (1 or 2).
- ✓ Rain and cold-weather gear.
- ✓ Knee-pads and gloves.
- ✓ Wall-spoon and Swiss knife.
- ✓ Sleeping bag and ensolite.

General Disclaimer

Climbing is a dangerous game. The gear sold herein is designed to create a safer, more efficient climbing system. It is the responsibility of the user to properly evaluate and understanding an item's limitations and potential prior to in-field use. Books and catalogs like this one can help, but are not a substitute for personal instruction from a qualified guide.



Article contributions: A5 pays \$50.00 per page for articles and stories printed in its catalog. Send to A5, attn: John.

A5

Adventures

Big-Wall Outfitters

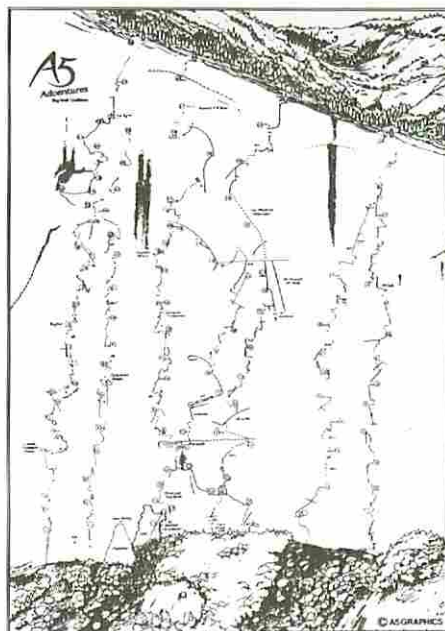
Call for fast service: (602) 779-2088



Desert Climbing

Short Sleeve (M,L,XL): \$12.00

Long Sleeve (Large Yellow): \$18.00.



El Capitan, S.E. Face Topos


Southeast Face

Long Sleeve (Large Red): \$18.00.



Cats and Dogs

Short Sleeve (M,L,XL): \$10.00.



Crags


Short Sleeve (M,L,XL): \$12.00.



Overhanging Man

Short Sleeve (S,M,L,XL):

Long Sleeve (Large Black)



Camhead

Short Sleeve (M,L,XL): \$12.00.



El Cap Woodcut

Short Sleeve

(M,L,XL): 12.00.

Nose-in-a-Day

Short Sleeve

(S,M,L,XL): \$12.00.



Shirts

T-shirts available in sizes M,L, XL. Colors: Green, Black,
Long Sleeve shirts available in Large only. **Shirts Print**

**Send our catalog
to your friends!**



Name _____



**For Fast Service
call: (602)779-2088**

<input type="checkbox"/>	Dr
<input type="checkbox"/>	Ds
<input type="checkbox"/>	Sh
<input type="checkbox"/>	Pd
Office use only	

Name _____
Address _____
City, State, Zip _____
Phone # _____
Country _____

Name _____
Address _____
City, State, Zip _____
Country _____
(Street address preferred.)
date _____

[illegible]**COD****Personal / Money**
check / order**VISA****Master
Card**

Account # _____

Exp.Date _____

Cardholder name _____

Authorized signature _____

Subtotal
Az Residents
add 6% sales tax

Shipping

Total

**Unless
Otherwise)**

**UPS 2nd
day air**

Order under \$50.	\$ 3.50
--------------------------	----------------

Orders \$50. -100. \$ 4.00

Orders over \$ 100. \$ 4.50

COD: add \$2.75

Alaska , Hawaii:add \$ 2.00

Overseas: add \$30.00 Air: \$100.00



Thanks for shopping A5

Check or money orders to

Check or money orders to **A5 Adventures**



Desert Climbing

Short Sleeve (M,L,XL): \$12.00

Long Sleeve (Large Yellow): \$18.00.



El Capitan, S.E. Face Topos


Southeast Face

Long Sleeve (Large Red): \$18.00.



Cats and Dogs

Short Sleeve (M,L,XL): \$10.00.



Cragg

Short Sleeve (M,L,XL): \$12.00.




Overhanging Man

Short Sleeve (S,M,L,XL): \$10.00.

Long Sleeve (Large Black): \$15.00.

Camhead

Short Sleeve (M,L,XL): \$12.00.

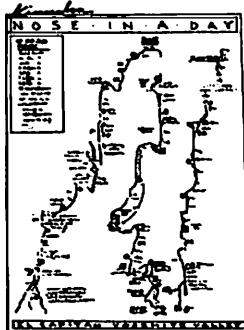


El Cap Woodcut

Short Sleeve
(M,L,XL): 12.00.


Nose-in-a-Day

Short Sleeve
(S,M,L,XL): \$12.00.



Wall Spud

Short Sleeve
(M,L,XL): \$12.00.



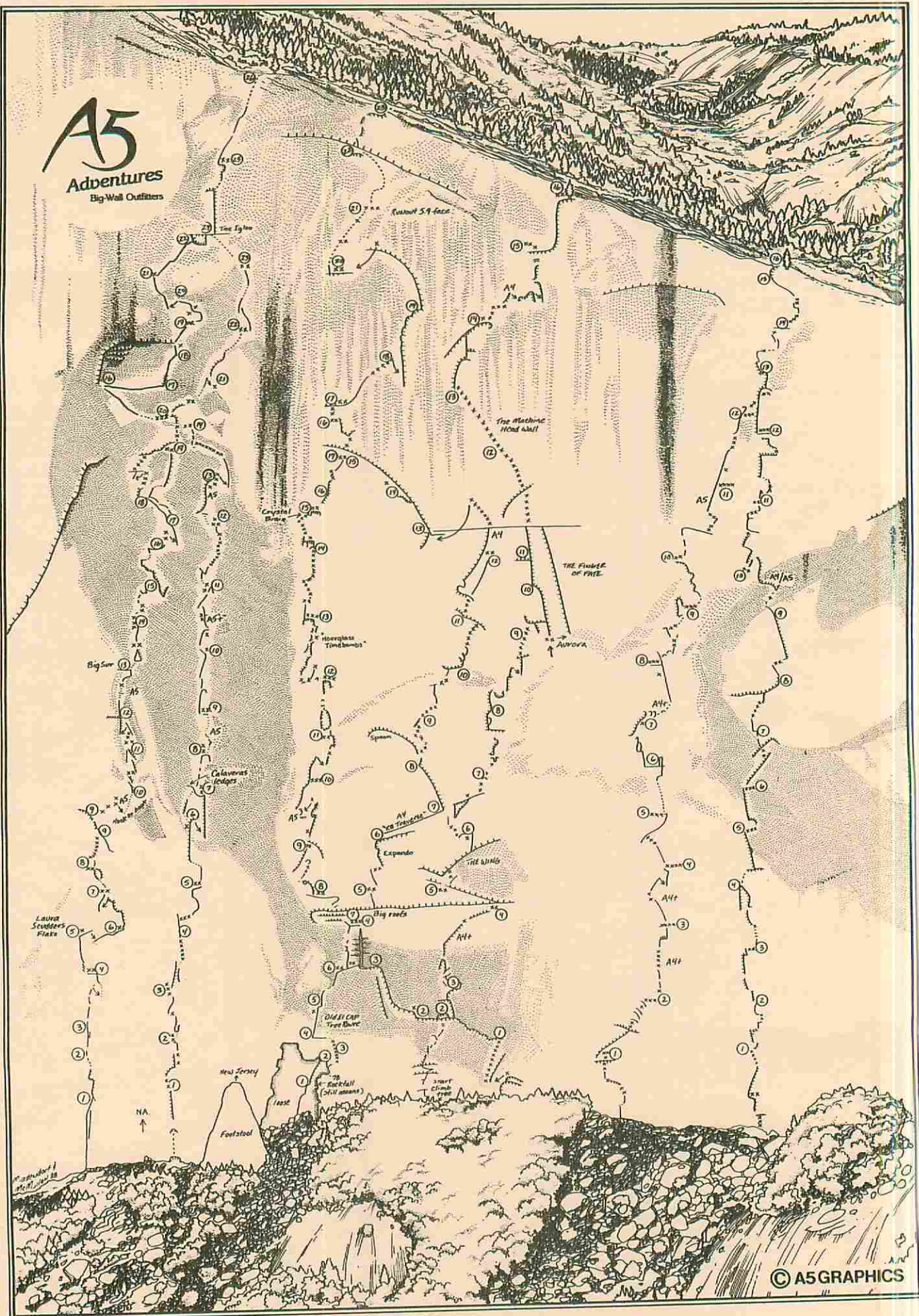
Shirts

T-shirts available in sizes M,L, XL. Colors: Green, Black, Pink, and Yellow.

Long Sleeve shirts available in Large only. **Shirts Printed by Kinnaloo**

A5

Adventures
Big Wall Outfitters



El Capitan, S.E. Face Topos

A5Adventures Flagstaff, Az.

Call:
(602)-779-2088

Ordering Information

Order direct from A5 for fast service; include name, address, and phone. Visa and MC accepted. Please add shipping:

Orders under \$50: add \$3.50.

Orders \$50 to \$100: add \$4.00.

Orders over \$100: add \$4.50.

(Add \$2.75 for COD).

Unconditional Guarantee


If for any reason you are disappointed with any product obtained from A5, return it with explanation for your choice of replacement, credit, or refund.

Note: Prices in this catalog supercede those in A5's previous catalogs and pricesheets. Prices applicable until the next catalog (some prices subject to change).

A5™, FX™, and Nose-in-a-day™ are trademarks of A5 Adventures, Inc. 1989.

Catalog © copyright A5 Adventures, Inc. 1989.

Printed In  Flagstaff, Arizona
Printing - Graphics - Bindery - Mailings
774-6888



A5

Adventures

Big-Wall Outfitters

1109 S. Plaza Way #286
Flagstaff, Az. 86001

**Address
Correction
Requested**

**Bulk Rate
U.S. Postage PD
Flagstaff, AZ
Permit No. 190**